

## NS-0510P-58 8 Port Gigabit Unmanaged PoE Switch



Smart managed switches are developed by Hikvision, featuring easy management and maintenance. You can easily deploy, monitor and expand your surveillance system anytime and anywhere with our software platforms. You can view the network topology, monitor the health of the network and receive device alarms in real time, which greatly reduces the cost of network operation and maintenance.

- 8 × Gigabit PoE ports, 1 × Gigabit RJ45 port, 1 × Gigabit SFP fiber optical port
- IEEE 802.3at/af standard
- IEEE 802.3, IEEE 802.3u, IEEE 802.3x, IEEE 802.3ab, and IEEE 802.3z standard
- 6 kV surge protection for PoE ports
- PoE power management
- Gigabit network access
- Wire-speed forwarding and non-blocking design
- Store-and-forward switching
- Solid high-strength metal shell
- Reliable fan-free design

## ▪ Specification

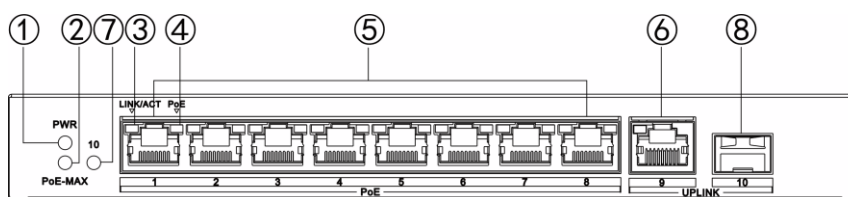
Model		NS-0510P-58
<b>Network Parameters</b>	Ports	8 × Gigabit PoE port, 1 × Gigabit RJ45 port, 1 × Gigabit fiber optical port
	MAC Address Table	4 K
	Switching Capacity	20 Gbps
	Packet Forwarding Rate	14.88 Mpps
	Internal Cache	1.5 Mbits
<b>PoE Power Supply</b>	PoE Standard	IEEE 802.3af; IEEE 802.3at
	PoE Power Pin	End-span: 1/2(+), 3/6(-)
	PoE Port	PoE: Ports 1 to 8
	Max. Port Power	30 W
	PoE Power Budget	58 W
<b>General</b>	Shell	Metal material
	Net Weight	0.635 kg (1.40 lb)
	Gross Weight	1.366 kg (3.01 lb)
	Dimensions (W × H × D)	217.60 mm × 27.60 mm × 108.50 mm (8.60" × 1.10" × 4.30")
	Operating Temperature	-10 °C to 55 °C (14 °F to 131 °F)
	Storage Temperature	-40 °C to 85 °C (-40 °F to 185 °F)
	Operating Humidity	5% to 95% (no condensation)
	Relative Humidity	5% to 95% (no condensation)
	Power Supply	48 VDC, 1.35 A
	Max. Power Consumption	65 W
	Power Consumption in Idle	7 W
	Installation Mode	Desk-Mounted, Wall-Mounted
	Surge Protection	6 kV
<b>Approval</b>	EMC	CE-EMC (EN 55032: 2015+A11: 2020, EN IEC 61000-3-2: 2019, EN 61000-3-3: 2013+A1: 2019, EN 50130-4: 2011+A1: 2014, EN 55035: 2017+A11: 2020)
	Safety	UL (UL 60950-1), CB (AMD1:2009, AMD2:2013, IEC 62368-1: 2014 (Second Edition), CE-LVD (EN 62368-1: 2014+A11: 2017)
	Chemistry	CE-RoHS (201165EU); WEEE (201219EU); Reach (Regulation (EC) No.19072006)

## ▪ Available Model


NS-0510P-58

## Physical Interface

### Front Panel

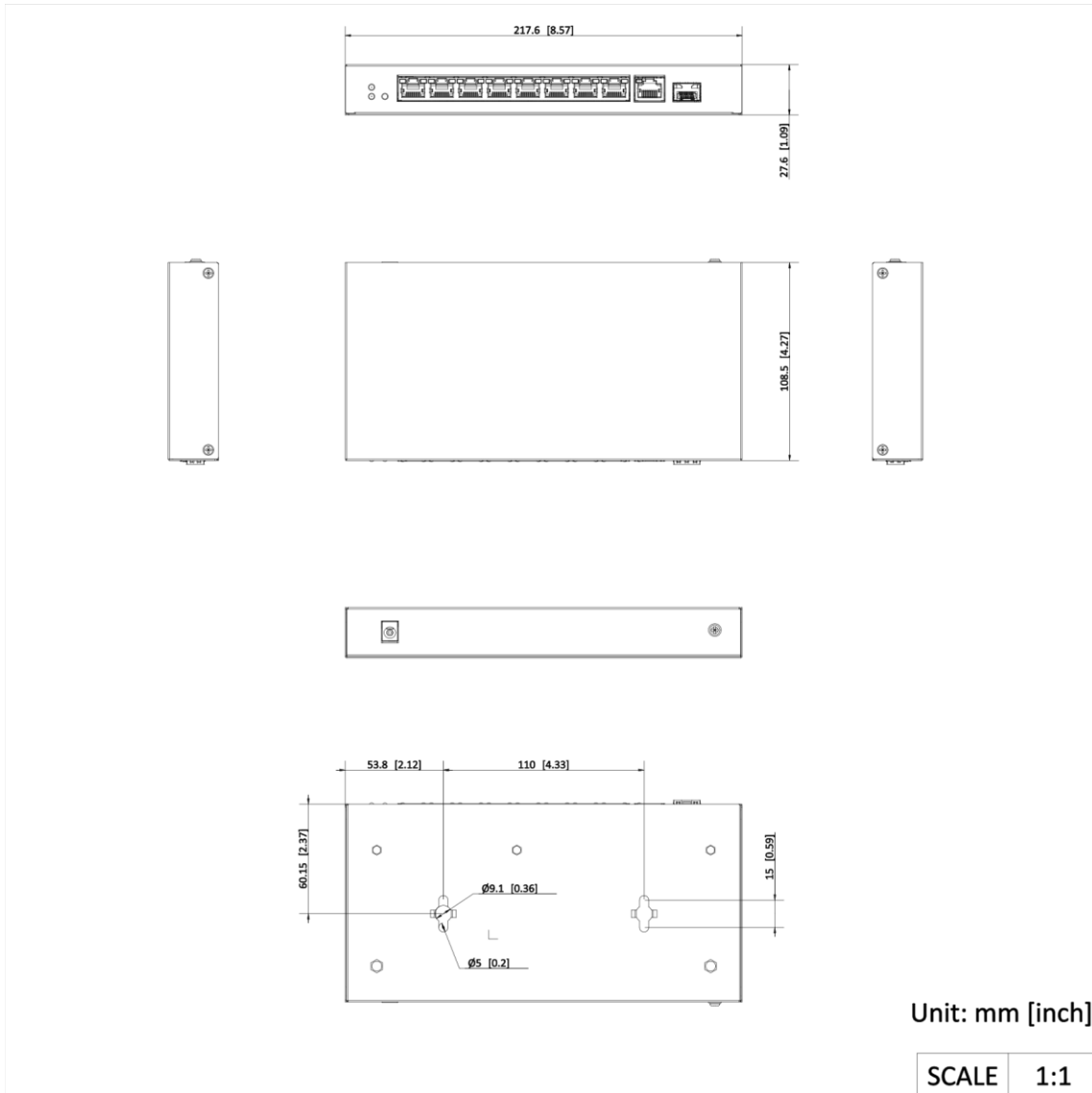


### Rear Panel







No.	Indicator/Port	Description
①	PWR Indicator	<ul style="list-style-type: none"> <li>● Solid on: The switch is powered on normally.</li> <li>● Unlit: No power supply is connected or power supply is abnormal.</li> </ul>
②	PoE-MAX Indicator	<ul style="list-style-type: none"> <li>● Solid on/Flashing: The output power of the switch is about to reach or has reached the upper limit. The power supply may be abnormal if more devices are connected.</li> <li>● Unlit: The switch does not supply power to a powered device (PD), or supplies power to a PD normally and its output power does not reach the upper limit. (About five seconds after the output power of the switch returns to normal, the PoE-MAX indicator will be unlit.)</li> </ul>
③	LINK/ACT Indicator	<ul style="list-style-type: none"> <li>● Solid on: The port is connected.</li> <li>● Flashing: The port is transmitting data.</li> <li>● Unlit: The port is disconnected or connection is abnormal.</li> </ul>
④	PoE Indicator	<ul style="list-style-type: none"> <li>● Solid on: The switch supplies power to a PD normally.</li> <li>● Unlit: The switch is disconnected from a PD or power supply is abnormal.</li> </ul>
⑤	Gigabit PoE RJ45 Port	Used for connection to a PD via a network cable.
⑥	Gigabit RJ45 Port	Used for connection to another device via a network cable.
⑦	Gigabit SFP Fiber Optical Port Indicator	<ul style="list-style-type: none"> <li>● Solid on: The gigabit SFP fiber optical port is connected.</li> <li>● Flashing: The gigabit SFP fiber optical port is transmitting data.</li> <li>● Unlit: The gigabit SFP fiber optical port is disconnected or connection is abnormal.</li> </ul>
⑧	Gigabit SFP Fiber Optical Port	Used for connection to another device via an optical fiber when plugged into with an optical module.
⑨	Grounding Terminal	Used for connection to a grounding cable to protect the switch from lightning.
⑩	Power Supply	Use the attached power adapter or power cord to connect the switch to a socket.

Dimension



▪ **Accessory**

▪ **Optional**

HK-SFP-1.25G-20-1550 SFP Module	HK-SFP-1.25G-20-1310 SFP Module	HK-SFP-1.25G-1310-DF- MM SFP Module	HK-SFP-1.25G-20-1310- DF SFP Module
			

**Headquarters**

No.555 Qianmo Road, Binjiang District,  
Hangzhou 310051, China  
T +86-571-8807-5998  
www.hikvision.com



Follow us on social media to get the latest product and solution information.

