

Tenda



All for better networking.

W6-S

300Mbps In-wall Wireless Access Point

www.tendacn.com



W6-S

300Mbps In-wall Wireless Access Point

What It Does

W6-S is designed to provide wifi coverage for hotel rooms, villa, university dormitories, hospital wards, and other sites with densely divided rooms. Adopt of 86 Type wall mount junction box design, it can blend into existing decoration perfectly without any damage. Compliant with PoE 802.3af standard enable it to be deployed quickly.

Main Features

- 2.4GHz 11n 300Mbps
- Two 10/100Mbps LAN ports
- Compliant with PoE 802.3af
- VLAN tagging for multi SSID
- Centralized managed by M3
- 86 Type wall mount junction box design



Wireless N300 Speed

W6-S transfer rates of up to 300 Mbps on the 2.4 frequency bands for faster file transfers and smoother video streaming.



86 Type wall mount junction box design

W6-S adopts of 86 Type wall mount junction box design to deploy into the existing wall jack. It will pose no problem to neighbourhood panels or other decorations.



Compliant with PoE 802.3af


The port on the back panel support Power over Ethernet (PoE) functionality, which allows both power and data to be carried over a single Ethernet cable to W6-S. It is easy to deploy without additional power supply.



Advanced Wireless Security

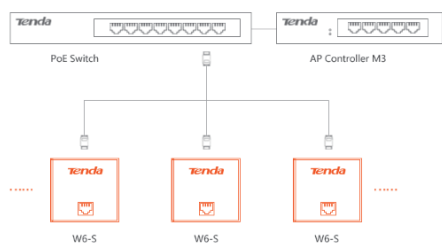
W6-S offers multi mechanism to prevent unauthenticated access and protect data privacy .

- 64/128bit WEP, WPA-PSK, WPA2-PSK, WPA&WPA2-PSK, WPA, WPA2
- Wireless Access Control based on the mac address of wireless adapter
- Client Isolation and SSID isolation



VLAN Tagging For Multi SSID

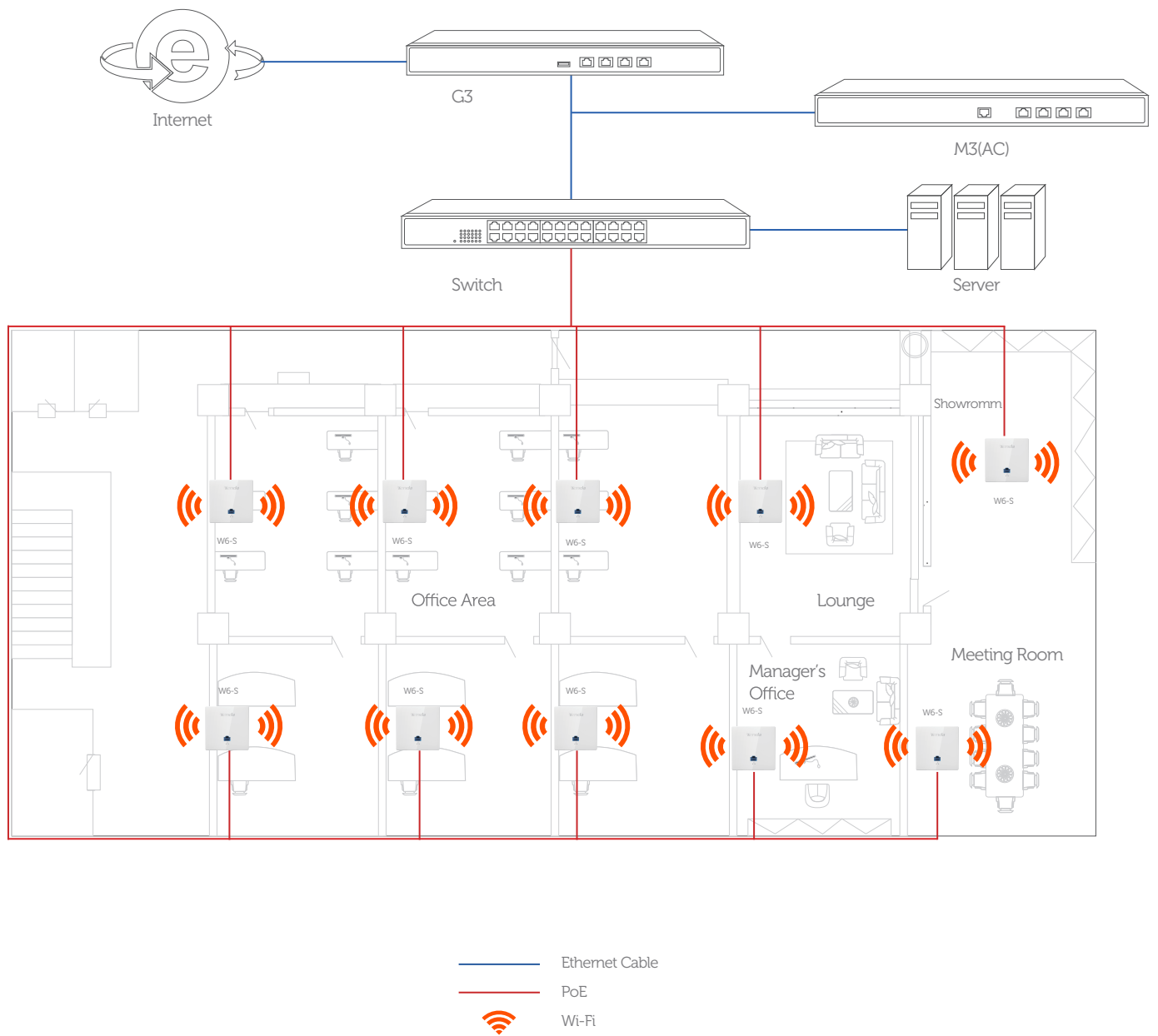
W6-S can be configured to broadcast up to two SSID. Each SSID can be tagged to a specified network VLAN to establish different internet access rights.



Easy to setup, Easy to manage

W6-S can be managed by AP Controller, the administrator can setup, manage and monitor all the Aps online status more easily.

Application Scenarios



Specifications

Hardware Features	
Dimensions	86*86*34.8mm
Frequency Range	2.4GHz
Maximum Wireless Speed	300Mbps
Interface	1*PoE+Data Input LAN
	1*Data Output LAN
Button	1*Reset
Antennas	2dbi
Maximum Power Consumption	3.4W
LED indicator	SYS
Power Supply	PoE 802.3af
Software Features	
Operating Mode	AP/Client+AP
Compliant Standards	IEEE 802.11n/g/b
Wireless Features	2 SSID
	Enable/Disable Wireless Radio
	SSID Hidden
	Wireless Client isolation
	Sensitivity Threshold
	WMM Capable
	APSD Capable
	Wireless Access Control
	Client Number Limitation For SSID
	Wireless Client list
	VLAN Tagging for SSID
Wireless Security	64/128 WEP,WPA-PSK,WPA2-PSK,WPA&WPA2-PSK,WPA,WPA2
Transmission Power	Adjustable power by 1dBm
Receiver sensitivity	MCS0: -90dbm
	MCS7: -72dbm
DHCP Server	DHCP Server
	Clients list
VPN Pass-Through	PPTP,L2TP
Schedule Reboot	Support
Diagnosis Tool	Ping,Signal Scan
Management Tool	Time&Date Setting
	System Log
	Firmware upgrade
	Backup/Restore Configuration
Managed By Controller	Username Management
	M3

Specifications

Others

Package Contents	1*Wireless Access Point
	1*Ethernet cable
	2*Screws
	1*Quick Installation Guide
Operating Temperature	-10℃ ~ 45℃
Storage Temperature	-30℃ ~ 70℃
Operating Humidity	10%~90% non-condensing
Storage Humidity	10%~90% non-condensing
Default IP	192.168.0.254
Default Login Username	admin
Default Login Password	admin
Certifications	CE/RoHS

SHENZHEN TENDA TECHNOLOGY CO.,LTD.

Tenda Technology Bldg.Int'l E-City,
#1001 Zhong Shan Yuan Rd.,Nanshan District,Shenzhen China.

E-mail:support@tenda.com.cn

Tel:+86-755-2765 7098

Fax:+86-755-2765 7178

PC:518055