





1. Choose your cover

Odyssey X backplates are complemented by a cover in X3 form. X3 covers come complete with integral backlight compatibility.

Frame Colour Options:



Lens colours:



2. Create your graphic insert

Available directly from Texecom, these photo quality custom designed graphic inserts replace traditional screen printing, enhancing quality and removing the need for installers and distributors alike to stock expensive custom screen printed covers.

Follow these 3 easy steps to start ordering your graphic inserts online:

1. Become a registered installer at www.texe.com
2. Email your preferred artwork to branding@texe.com
3. Once your artwork has been approved you can start ordering your customised graphic inserts via the Texecom website



3. Choose the model that suits you


Backlit

ODYSSEY X-B: Grade 3 Sounder with Integral Backlight
 ODYSSEY X-BE: Grade 2 Sounder with Integral Backlight


Wireless

ODYSSEY X-W: Wireless Sounder


Installer friendly features:



Spirit level



Mounting sliders



White comfort LEDs



Lid hinges at 90° and 135°



Alarm panel can control backlight

Conventional

ODYSSEY X: Grade 3 Sounder
 ODYSSEY X-E: Grade 2 Sounder

Dummy

ODYSSEY X-D: Dummy Sounder

