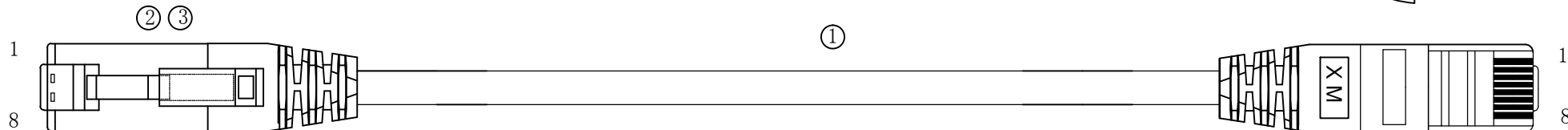
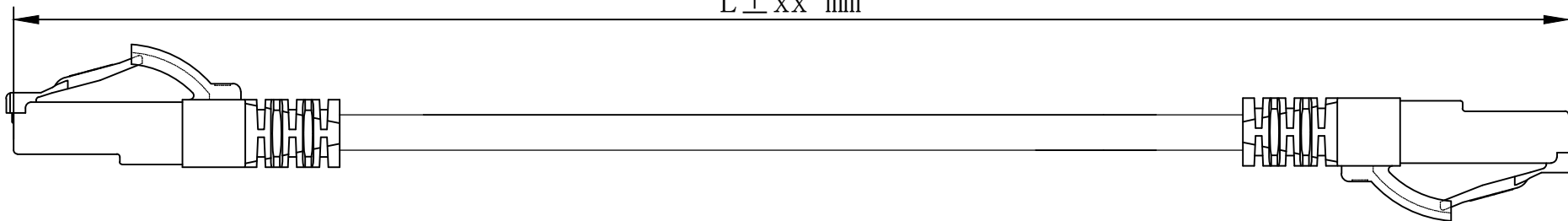
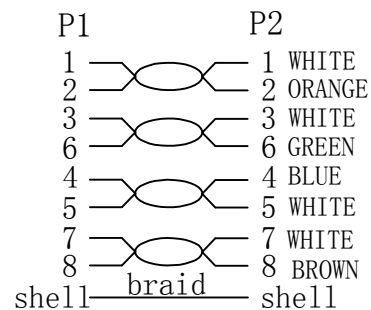


$L \pm xx \text{ mm}$



WIRING DIAGRAM(568B)



NOTE:

1. ELECTRICAL TEST:

- (1). 100% OPEN SHORT, MISS WIRE TEST
- (2). INSULATION RESISTANCE:DC 300V 10MΩ ;
- (3). CONDUCTOR RESISTANCE:3Ω Max (More than 3m, add one ohm per meter) ;

2. Fluke channel link test:

TEST LIMIT:ISO11801 Channel Class Ea

3. PRINT WORD:

CAT.6A S/FTP LSZH 500MHz ISO/IEC 11801 & EN 50173-1 & ANSI/TIA-568-C.2

4. ROHS2.0 & REACH COMPLIANT

5. Minimum of the bending radius is 50mm

(Suitable for all meters)

COLOUR:GRAY (PANTONE:WARM Gray3C)					
ITEM NO.	LENGTH		TOLERANCE		
21.99.0860	0.5m		±15mm		
21.99.0861	1m		±30mm		
21.99.0862	2m		±60mm		
21.99.0863	3m		±90mm		
21.99.0865	5m		±150mm		
21.99.0866	7m		±210mm		
21.99.0867	10m		±300mm		
21.99.0868	15m		±450mm		
21.99.0869	20m		±600mm		

MATERIAL LIST

③	OVER MOLD	PVC 75A SEE THE CHART	2	
②	CONNECTOR	RJ45 8P8C Shielded Plug, Pin Gold Plated 3u", Shell Nickel Plating, Transparence blue	2	
①	CABLE	S/FTP CAT. 6A 27AWG (7/0.135Bare Copper*1P+AL-FOIL)*4PAIRS+BRAID (5*16/0.12mmAL-MG) COLOUR:GRAY/WARMGray3C JACKET:LSZH OD:6.2±0.2mm	1	
NO.	PARTS NAME	SPECIFICATION STANDARD	QT'Y	REMARK
		NEW		2015-10-21 A
BY	CHK	REVISION RECORD MODIFICATION		DATE REV.

ITEM NO.	21.99.0860	21.99.0861	21.99.0862	21.99.0863	21.99.0865
	21.99.0866	21.99.0867	21.99.0868	21.99.0869	
DESC.	VALUE S/FTP CAT. 6a Patch Cord, gray				